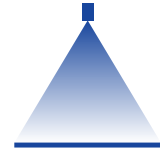


Anti-drift flat spray nozzles AD 120/AD 90



Crop production / Ground care

Dimensions in mm.

- Low-drift flat spray nozzle

Advantages

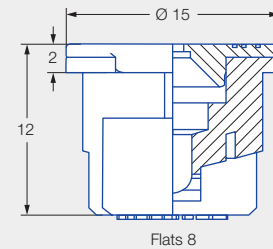
- Application with medium to coarse droplets even with low l/ha rates
- Optimized atomization and reduced fine droplet share thanks to integrated pre-chamber
- Pre-atomizer can be removed without tools
- Pre-atomizer has flush contact with twist lock
- Pre-atomizer can be removed for cleaning
- Compact design
- Suitable for PWM

NEW



AD

AD-C

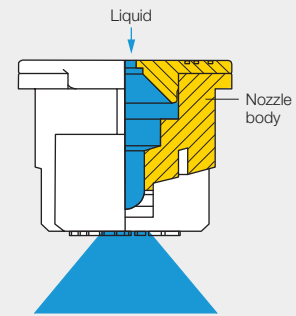


Flats 8

Series AD



Removable pre-atomizer



Application:



Plant protection products and growth regulators



Backpack sprayer



Greenhouse

Technical data:



Nozzle sizes
015-04



Spray angles
90°, 120°



Materials
POM, ceramic



Pressure ranges
1.5-3-6 bar



Recommended strainers
• 80 M 015
• 60 M 02-04



Droplet sizes
Coarse - fine



Width across flats
8 mm


	ISO 25358	[l/min]	[l/ha]									
			5.0 km/h	6.0 km/h	7.0 km/h	8.0 km/h	10.0 km/h	12.0 km/h	14.0 km/h	16.0 km/h	18.0 km/h	
AD 120-015 90-015 (80 M)	M	1.5	0.42	101	84	72	63	50	42	36	32	28
	M	2.0	0.48	115	96	82	72	58	48	41	36	32
	M	2.5	0.54	130	108	93	81	65	54	45	41	36
	M	3.0	0.59	142	118	101	89	71	59	51	44	39
	F	3.5	0.63	151	126	108	95	76	63	54	47	42
	F	4.0	0.68	163	136	117	102	82	68	58	51	45
	F	4.5	0.72	173	144	123	108	86	72	62	54	48
	F	5.0	0.76	182	152	130	114	91	76	65	57	51
	F	6.0	0.83	199	166	142	125	100	83	72	62	55
AD 120-02 90-02 (60 M)	M	1.5	0.56	134	112	96	84	67	56	47	42	37
	M	2.0	0.65	156	130	111	98	78	65	54	49	43
	M	2.5	0.73	175	146	125	110	88	73	61	55	49
	M	3.0	0.80	192	160	137	120	96	80	67	60	53
	F	3.5	0.86	206	172	147	129	103	86	73	65	57
	F	4.0	0.92	221	184	158	138	110	92	77	69	61
	F	4.5	0.98	235	196	168	147	118	98	82	74	65
	F	5.0	1.03	247	206	177	155	124	103	87	77	69
	F	6.0	1.13	271	226	194	170	136	113	95	85	75
AD 120-03 90-03 (60 M)	M	1.5	0.84	202	168	144	126	101	84	70	63	56
	M	2.0	0.97	233	194	166	146	116	97	81	73	65
	M	2.5	1.08	259	216	185	162	130	108	91	81	72
	M	3.0	1.19	286	238	204	179	143	119	100	89	79
	M	3.5	1.28	307	256	219	192	154	128	108	96	85
	F	4.0	1.37	329	274	235	206	164	137	116	103	91
	F	4.5	1.46	350	292	250	219	175	146	123	110	97
	F	5.0	1.53	367	306	262	230	184	153	130	115	102
	F	6.0	1.68	403	336	288	252	202	168	141	126	112
AD 120-04 90-04 (60 M)	C	1.5	1.12	269	224	192	168	134	112	93	84	75
	C	2.0	1.29	310	258	221	194	155	129	108	97	86
	M	2.5	1.44	346	288	247	216	173	144	122	108	96
	M	3.0	1.58	379	316	271	237	190	158	133	119	105
	M	3.5	1.71	410	342	293	257	205	171	144	128	114
	M	4.0	1.82	437	364	312	273	218	182	154	137	121
	M	4.5	1.94	466	388	333	291	233	194	164	146	129
	M	5.0	2.04	490	408	350	306	245	204	173	153	136
	M	6.0	2.23	535	446	382	335	268	223	189	167	149

ISO 25358 classification according to droplet sizes:


VF	Very fine
F	Fine
M	Medium
C	Coarse
VC	Very coarse
EC	Extremely coarse
UC	Ultra coarse

Subject to modifications.

- Operating pressure at the nozzle (measured with diaphragm valve)
- The stated liter-per-hectare rates apply to water
- Verify the table values by gauging the flow rates prior to every spraying season
- Pay attention to uniform nozzle adjustment



The apps for Lechler agricultural nozzles make selection and use of the optimum nozzle even easier. Find out more here: www.lechler.com/de-en/service/apps



Ordering Series + Spray angle + Nozzle size + Material = Order No.
 example: AD + 120° + 02 + (POM) = AD 120-02
 AD + 120° + 02 + C (Ceramic) = AD 120-02 C

