


Liquid fertilizer nozzles

FS



Crop production / Ground care



- Orifice nozzle with vertical spray pattern
- Use on all boom times

Advantages

- 7° backward spray inclination reduces the jet force and ensures gentle application
- Optimized bore arrangement for enhanced cross distribution – patented
- Nozzle sizes FS 06 to FS 15 with oval bores for gentle fertilizer jets – gentle application of large amounts
- Dosing orifice can be removed without tools for cleaning

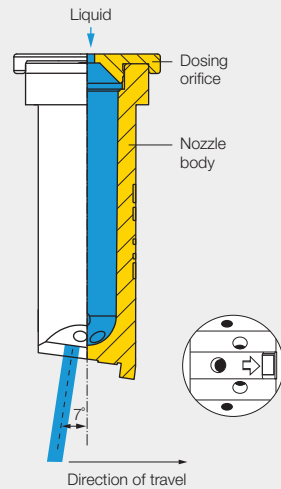
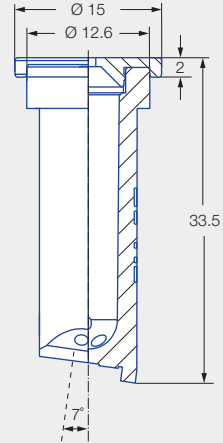


Series FS



Orifice can be removed without tools

Dimensions in mm.



Application:



Liquid fertilizer delivery

Technical data:



Nozzle sizes
015–15



Spray angle
100°



Material
POM



Pressure ranges

- FS 015 to -08: 1–4 bar
- FS 10 and 15: 1–3 bar



Recommended strainer
25 M



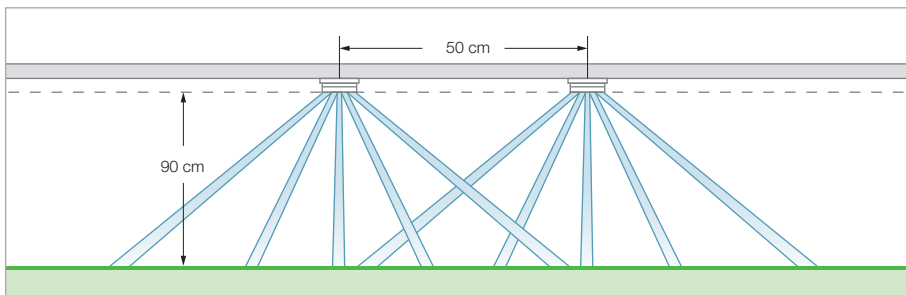
Droplet size
Ultra coarse



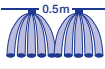


Width across flats
10 mm



Spray heights
80–90–100 cm



			[l/min]		UAN [l/ha] 							
			Water	UAN	5.0 km/h	6.0 km/h	7.0 km/h	8.0 km/h	10.0 km/h	12.0 km/h	14.0 km/h	16.0 km/h
FS 015 (25 M)	1.0	0.34	0.30	72	60	51	45	36	30	26	23	20
	1.5	0.42	0.37	89	74	63	55	44	37	32	28	25
	2.0	0.48	0.42	101	84	72	63	51	42	36	32	28
	2.5	0.54	0.48	114	95	81	71	57	48	41	35	32
	3.0	0.59	0.52	125	104	89	78	62	52	45	39	35
FS 02 (25 M)	1.0	0.46	0.40	97	81	69	61	49	40	35	31	27
	1.5	0.57	0.50	120	100	86	75	60	50	43	38	33
	2.0	0.65	0.57	137	114	98	86	69	57	49	43	38
	2.5	0.73	0.64	154	128	110	96	77	64	55	48	43
	3.0	0.80	0.70	169	141	121	106	84	70	60	53	47
FS 03 (25 M)	1.0	0.69	0.61	146	121	104	91	73	61	52	45	40
	1.5	0.84	0.74	177	148	127	111	89	74	63	56	49
	2.0	0.97	0.85	205	171	146	128	102	85	73	65	57
	2.5	1.09	0.96	230	192	164	144	115	96	82	72	64
	3.0	1.19	1.05	251	209	180	157	126	105	90	79	70
FS 04 (25 M)	1.0	0.91	0.80	192	160	137	120	96	80	69	60	53
	1.5	1.12	0.99	237	197	169	148	118	99	84	74	66
	2.0	1.29	1.14	272	227	195	170	136	114	97	86	76
	2.5	1.44	1.27	304	253	217	190	152	127	109	95	84
	3.0	1.58	1.39	334	278	238	209	167	139	119	104	93
FS 05 (25 M)	1.0	1.14	1.00	241	201	172	150	120	100	86	75	67
	1.5	1.39	1.22	294	245	210	183	147	122	105	92	82
	2.0	1.61	1.42	340	283	243	213	170	142	121	107	94
	2.5	1.80	1.58	380	317	272	238	190	158	136	119	106
	3.0	1.97	1.73	416	347	297	260	208	173	149	130	116
FS 06 (25 M)	1.0	1.36	1.20	287	239	205	180	144	120	103	90	80
	1.5	1.67	1.47	353	294	252	220	176	147	126	110	98
	2.0	1.93	1.70	408	340	291	255	204	170	146	128	113
	2.5	2.15	1.89	454	378	324	284	227	189	162	143	126
	3.0	2.36	2.08	498	415	356	312	249	208	178	156	138
FS 08 (25 M)	1.0	1.82	1.60	384	320	275	240	192	160	137	121	107
	1.5	2.23	1.96	471	392	336	294	235	196	168	148	131
	2.0	2.58	2.27	545	454	389	341	272	227	195	170	151
	2.5	2.88	2.53	608	507	434	380	304	253	217	191	169
	3.0	3.16	2.78	667	556	477	417	334	278	238	209	185
FS 10 (25 M)	1.0	2.27	2.00	479	400	342	300	240	200	171	150	133
	1.5	2.79	2.46	589	491	421	368	295	246	210	184	164
	2.0	3.22	2.83	680	567	486	425	340	283	243	212	189
	2.5	3.60	3.17	760	634	543	475	380	317	272	238	211
	3.0	3.94	3.47	832	693	594	520	416	347	297	260	231
FS 15 (25 M)	1.0	3.41	3.00	720	600	514	450	360	300	257	225	200
	1.5	4.18	3.68	883	736	631	552	441	368	315	276	245
	2.0	4.83	4.25	1,020	850	729	638	510	425	364	319	283
	2.5	5.40	4.75	1,140	950	815	713	570	475	407	356	317
	3.0	5.91	5.20	1,248	1,040	892	780	624	520	446	390	347

- Operating pressure at the nozzle (measured with diaphragm valve)
- The stated liter-per-hectare rates apply to UAN (28/1.28 kg/l)
- Nozzle spacing 0.5 m
- Verify the table values by gauging the flow rates prior to every spraying season
- Ensure uniform nozzle adjustment



The apps for Lechler agricultural nozzles make selection and use of the optimum nozzle even easier. Find out more here: www.lechler.com/de-en/service/apps



Ordering example: Series FS + Nozzle size 04 + Material (POM) = Order no. FS 04