








Manifold flange system


Description	Connection	Ordering no.
Check valve 	1"	BMCV100
	2", full port	BMCV220
	3", full port	BMCV 300
Straight flange 	1" x 1" flange	BM100CPG
	2" x 2" full port flange	BM220CPG
	3" x 3" full port flange x 4" long	BM300CPG
	2" x 2" full port flange x 6" long	BM220CPG6
	3" x 3" full port flange x 7" long	BM300CPG7
45° flange coupling 	1" x 1" 45° flange	BM100CPG45
	2" x 2" 45° full port flange	BM220CPG45
	3" x 3" 45° full port flange	BM300CPG45
90° flange coupling 	1" x 1" 90° flange	BM100CPG90
	2" x 2" 90° full port flange	BM220CPG90
	3" x 3" 90° full port flange	BM2300CPG90
90° flange, „Sweeps“, (10% more flow) 	2" 90° full port flange "Sweep"	BM220SWP90
	3" 90° flange "Sweep"	BM300SWP90
Flange reducer coupling 	2" flange x 1" flange	BM200100CPG
	2" full port flange x 1" flange	BM220100CPG
	3" flange x 2" flange	BM300200CPG
	3" flange x 2" full port flange	BM300220CPG
Flange tee 	1"	BM100TEE
	2"	BM200TEE
	2" full port flange tee x 2"	BM220200TEE
	2" full port flange tee	BM220TEE
	3"	BM300TEE
U-bolt (stainless steel)	100 series	BUB100
	200 series	BUB202
	220 series	BUB220

Description	Connection	Ordering no.
Adapter, flange – BSP Gewinde (AG) 	1" flange x 1" BSP	BM100BSP
	2" full port flange x 2" BSP	BM220BSP
	3" full port flange x 3" BSP	BM300BSP
Adapter, flange – NPT Gewinde (AG) 	1" flange x 1" NPT (AG)	BM100MPT
	2" flange x 1 1/2" NPT (AG)	BM200150MPT
	2" full port flange x 2" NPT (AG)	BM220MPT
	3" flange x 3" NPT (AG)	BM300MPT
Full Port 	1" flange x 1" FIXLOC	BM100A
	2" full port flange x 2" FIXLOC	BM220A
	3" full port flange x 3" FIXLOC	BM300A
Flange – hose barb 	1" flange x 3/4" hose	BM100075BR
	1" flange x 1" hose	BM100BRB
	2" flange x 1 1/2" hose	BM200150BRB
	2" full port flange x 1" hose	BM220100BR
	2" full port flange x 1 1/4" hose	BM220125BR
	2" full port flange x 1 1/2" hose	BM220150BR
	2" full port flange x 2" hose	BM220BRB
	3" flange x 2" hose	BM300220BR
3" flange x 3" hose	BM300BRB	
Flange – 90° hose barb 	1" flange x 3/4" hose	BM100075BRB90
	1" flange x 1" hose	BM100BRB90
	2" full port flange x 1 1/2" hose	BM220150BRB90
	2" full port flange x 2" hose	BM220BRB90
	3" flange x 2" hose	BM300220BRB90
	3" flange x 3" hose	BM300BRB90








Manifold flange system

Full Port = full flow according to the connection

Description	Connection	Ordering no.
Flange - 45° hose barb elbow 	1" Flange x 1" hose	BM100BRB45
	2" Full Port Flange x 2" hose	BM220BRB45
	3" Flange x 3" hose	BM300BRB45
Flange cross 	1" Flange	BM100CR
	2" Full Port Flange	BM220CR
	3" Flange	BM300CR

Full Port = full flow according to the connection

Description	Connection	Ordering no.
Flange clamp (stainless steel) 	100 series	BFC100
	200 series	BFC 200
	220 series (for Full Port)	BFC220
	300 series (for Full Port)	BFC300
Flange gaskets (EPDM) 	1" with rib	BM101G
	1 1/2"	B150G
	2" with rib	BM201G
	2" full port with rib	BM221G
	3" with rib	BM301G

Description	Connection	Pressure max. (bar)	Opening	Ordering no.
2-way valve (bolted, „full port“) 	1"	10	1"	BMV100CF
	2"	10	2"	BMV220CF
	3"	7	3"	BMV300CF
Compact „Stubby“ 2-way valves („full port“) 	2" flange - FIXLOC male adapter	7	2"	BMVSF220FP
	2" flange - flange	7	2"	BMVS220CF
	3" flange - FIXLOC male adapter	7	3"	BMVSF300FP
	3" flange - flange	7	3"	BMVS300CFPP
3-way valves („full port“) 	2" bottom load	7	2"	BMV220BL
	2" side load, (cannot be turned off)	7	2"	BMV220SL
	3" bottom load	7	3"	BMV300BL