



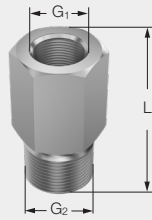
Sockets

Double nipples

Threaded caps

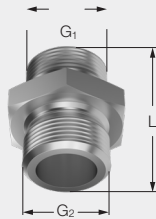


Sockets



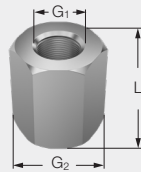
G ₁	G ₂	L [mm]	Material	Order No.
G 1/8 female	G 3/8 male	20	Brass	040.211.30
G 1/4 female	G 3/8 male	23	Brass	065.221.30
G 1/4 female	G 3/8 male	36 ¹	Brass	065.228.30.00.00.1
G 3/8 female	G 3/8 male	28	Brass	065.220.30
M 11 x 1 female	G 3/8 male	36 ¹	Brass	065.222.30
G 3/4 female	G 3/4 male	35	Brass	065.620.30
G 3/8 female	M 18 x 1.5 male	28	Galvanized	095.016.02.03.43

Double nipples




G ₁	G ₂	L [mm]	Material	Order No.
G 1/4 male	G 1/4 male	27	Brass	095.019.30.00.42
G 1/4 male	G 3/8 male	25	Brass	065.215.30
G 1/4 male	G 3/8 male	35 ¹	Brass	065.215.30.02
G 3/8 male	G 3/8 male	25	Brass	065.211.30
M 11 x 1 male	G 3/8 male	36 ¹	Brass	065.213.30
G 3/4 male	G 3/4 male	35	Brass	065.611.30

Reducing couplers



G ₁	G ₂	L [mm]	Material	Order No.
M 18 x 1.5 female	G 1/4 female	21	Brass	095.016.30.12.80
G 3/8 female	G 1/4 female	26	Brass	095.019.30.00.23

Threaded caps



G ₁	D [mm]	L [mm]	AF [mm]	Material	Order No.
M 18 x 1.5 female	13.0	18	²	Polyamide	095.011.51.00.21
G 3/8 female	12.8	13	22	Stainless	065.200.16
G 3/8 female	12.8	13	22	Brass	065.200.30
G 3/8 female	12.8	13	22	POM	065.200.56
G 3/4 female	20.1	16	32	Brass	065.600.30
Gasket for threaded cap M 18 x 1.5 16 x 10 x 2.5				Rubber	090.020.73.00.03
Gasket for threaded cap 3/8" 11 x 15 x 1.6				Rubber	065.240.73
Gasket for threaded cap 3/4" 18 x 24 x 1.0				EWP	065.640.72

¹ Installation of nozzle strainers and ball check valves possible (see Page 121).

² Wing nut.