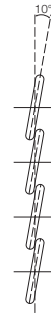



Accessories for bayonet system



Bayonet welded nipple



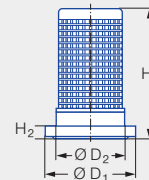
| Series | Ordering no. | | | Dimensions [mm] | | Weight [g] |
|---|-------------------------------|----------|----|-----------------|------|------------|
| | Type | Mat. no. | | L | R | |
| | | 50 | 53 | | | |
| 226/2TR/302 bayonet/ 422 bayonet/468/ 652/646/684/679 | 095.016.xx.08.05 ¹ | ● | ● | 25.0 | 16.0 | 10.0 |

Twist angle to the right in relation to the pipe axis. Twist angle 10°. Other twist angles available on request.

¹ Replace "xx" with the desired material no.

Strainer with gasket

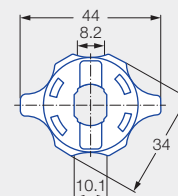
Suitable for bayonet quick-release system nuts 065.202



| Performance size | Ordering no. | | Colour | Dimensions [mm] | | | | | Weight [g] |
|------------------|--------------|----------|--------|-----------------|----------------|----------------|------------------|------------------|------------|
| | Type | Mat. no. | | Mesh size | H ₁ | H ₂ | Ø D ₁ | Ø D ₂ | |
| | | 7J | | | | | | | |
| xxx.32x-xxx.44x | 065.268 | ● | Blue | 0.25 | 19.20 | 3.00 | 18.00 | 12.00 | 2.00 |
| xxx.48x-xxx.56x | 065.269 | ● | Red | 0.65 | 19.20 | 3.00 | 18.00 | 12.00 | 2.00 |

Bayonet quick-release system nuts

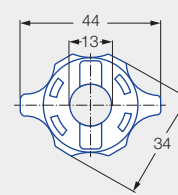
Incl. gasket 065.242.73 (material: Rubber)



| Series | Ordering no. | | | Colour | Weight [g] | |
|---------|---------------|----------|---------------|--------|------------|------|
| | Type | Mat. no. | | | | |
| | | POM | Polypropylene | | | PVDF |
| 652/679 | 065.202.56.00 | ● | | Red | 10.0 | |
| | 065.202.53.00 | | ● | Grey | 10.0 | |
| | 065.202.5E.00 | | | Blue | 10.0 | |

Bayonet quick-release system nuts

Incl. gasket 065.242.73 (material: Rubber)



| Series | Ordering no. | | Colour | Weight [g] |
|---------------------|---------------|----------|--------|------------|
| | Type | Mat. no. | | |
| | | POM | | |
| 226/2TR/ 468/684 | 065.202.56.11 | ● | Black | 10.0 |
| | 065.202.53.11 | | Grey | 10.0 |

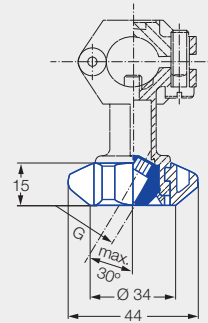
Notice: Please consider the material combination when using bayonet eyelet clamps with bayonet quick-release system nuts. The nuts may be difficult to turn when using different materials.



Ball joints for bayonet quick-release system

Ball joint system for nozzles with 1/8" and 1/4" male thread.

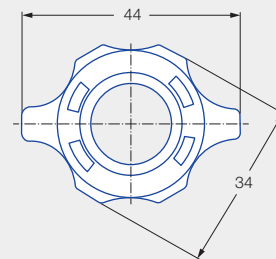
Ball joint for eyelet clamps with bayonet quick-release system



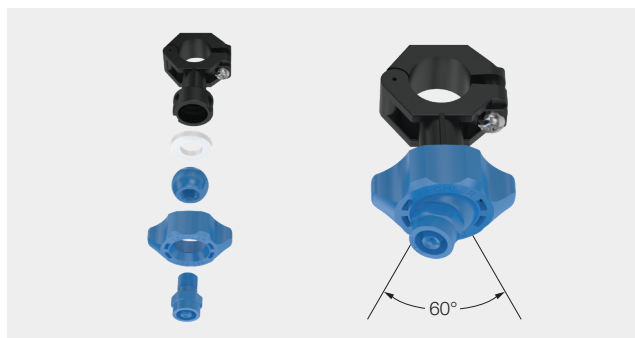
| For all nozzles with 1/8" or 1/4" male thread | Ordering no. | | | | Colour | Weight [g] |
|---|----------------|-----------|-----------|-----------|--------|------------|
| | Type | Mat. no. | Code | | | |
| | | PVDF | 1/8 BSPP | 1/4 BSPP | | |
| Ball joint | 092.150 | 5E | AB | AD | Blue | 5.0 |

Bayonet quick-release system nut for ball joint

Incl. O-ring
Ordering no. 095.015.7C.04.16.0
(material: 72 NBR 872)



| For all nozzles with 1/8" or 1/4" male thread | Ordering no. | | | Colour | Weight [g] |
|---|----------------------|----------|--|--------|------------|
| | Type | Mat. no. | | | |
| | | PVDF | | | |
| Quick-release system nut | 092.150.5E.00 | ● | | Blue | 28.0 |



| Max. temperature [°C] | Max. pressure [bar] |
|-----------------------|---------------------|
| 65 | 10 |
| 80 | 8 |
| 100 | 4 |

Ordering Type + Material no. + Code = Ordering no.
example: 092.150 + 5E + AB = 092.150.5E.AB